

[How to Apply for a Clean Cars for All Program Grant in the Fluxx Online Application System](#)

Clean Cars for All grant applications are filled out, submitted, and managed online through the Fluxx Grantee Portal: <https://baaqmd.fluxx.io>. A user will create a user account, sign in to the system to check eligibility, and start an application if eligible. Once created, the account remains in the system and can be used to:

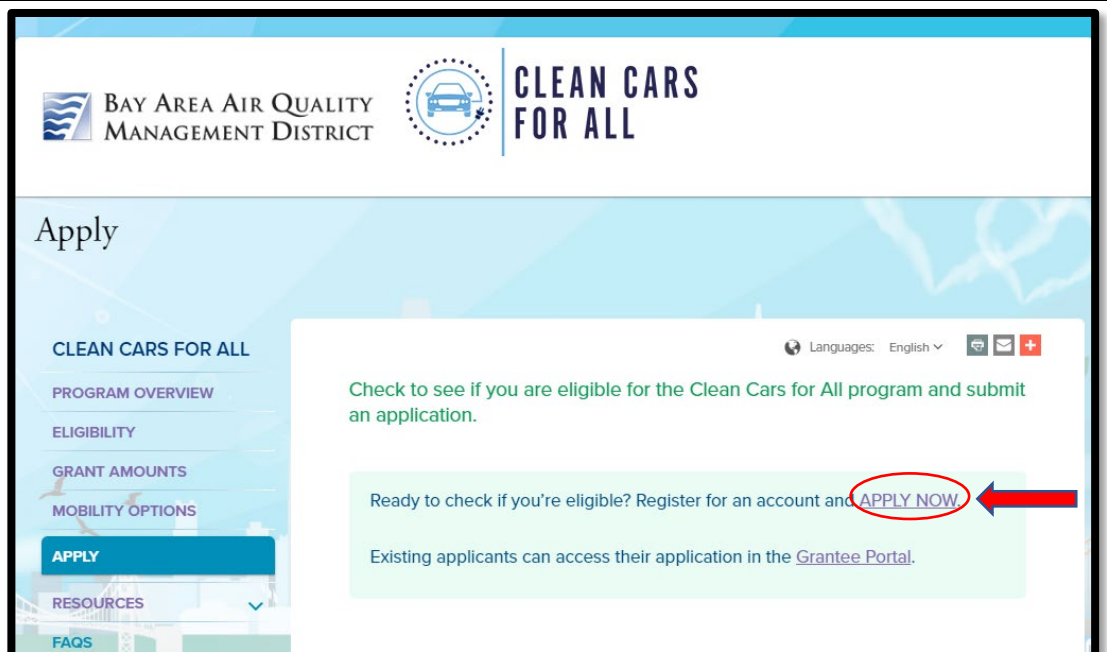
- Apply for the Clean Cars for All Program
- View and check the status of submitted application
- Upload and view project documents (application documents, Terms and Conditions, Award Letter, etc.)
- Submit reports

IMPORTANT: When making any edits to your application in the draft stage, always **Save** your request using the button at the bottom right before navigating to any other pages. Saving ensures you can return to the application and continue editing. Only click the “**Submit Application**” button when the application is complete.

If you have any questions, please contact GRID Alternatives at CleanCars@gridalternatives.org or call (855) 256-3656.

Navigate to Grantee Portal

1) Navigate to the Grantee Portal Landing Page at <https://baaqmd.fluxx.io> or click the “**APPLY NOW**” link on the Clean Cars for All Program Website: <https://www.baaqmd.gov/funding-and-incentives/residents/clean-cars-for-all/apply>.



Create a New Account

2) Click “**Create an account now – Clean Cars for All**” if you do not have an account yet. If you have an existing account, sign in with your username (email address) and password.

Note: If you have forgotten your password, click the [Reset or create password](#) link. Five or more incorrect password entries will lock your account and you will need to wait 15 mins before logging in again (even after a password reset).

Bay Area Air Quality Management District

Bay Area Air Quality Management District

Login Now:

Username

Password

Sign in

[Reset or create password](#)

New to the Grants Portal?

Create Your User Profile

In order to be considered for funding, you must register for an account. Please click on the “Create an Account Now” button below to start, and ensure you have entered accurate information (including email address) when completing the registration form.

You will then receive an email notification from BAAQMD with login information, which will give you access to the portal and our application forms.

[Create an account now - Clean Cars for All](#)

[Create an account now - Charge! Program](#)

FLUXX

[Privacy Policy](#) [Accessibility](#)

Clean Cars for All Fluxx Application Guidance
 Bay Area Air Quality Management District

3) Fill in the required (bolded) fields on the registration page:

- First Name
- Last Name
- Phone
- Email - a permanent email address you will check often. All correspondence from BAAQMD will be sent to this email address.
- Street Address
- City
- Postal Code (ZIP)
- County
- Whether mailing address and home address are the same
- Gender
- Age
- Ethnicity
- Education

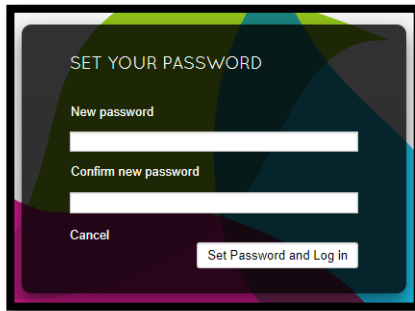
After you have filled out the fields, click **Submit Request** to create your account.

You will receive an email from BAAQMD asking you to verify your account and create your password. Check your spam inbox if you do not see the confirmation email in your regular inbox.

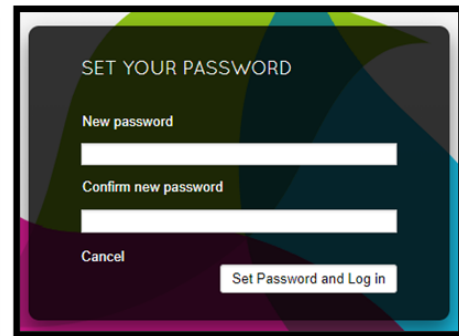
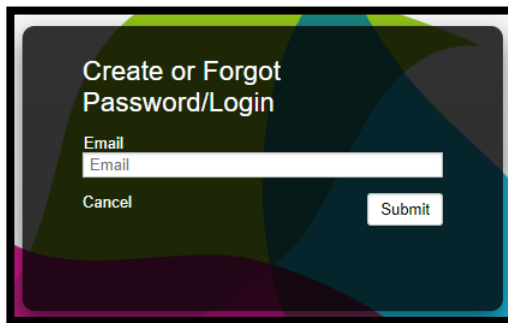
4) Verify your account and create your user account password by clicking the verification link in the email. Passwords must be at least 8 characters in length and contain a minimum of one

Clean Cars for All Fluxx Application Guidance
Bay Area Air Quality Management District

number, one uppercase and one lowercase letter (Example: Userpass1).

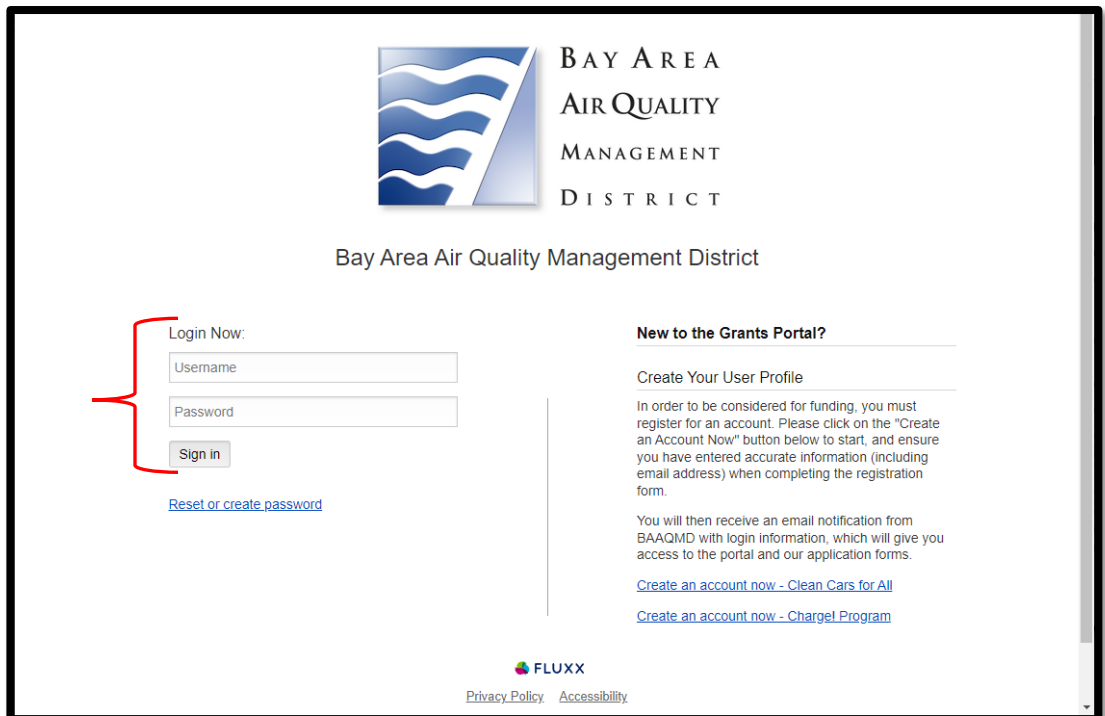


If you did not receive a verification email, you can manually set your password by clicking the [Reset or create password](#) link on the [Grantee Portal Landing Page](#). You will be prompted to enter the email that you used to create your account.



5) After setting your password, you will be able to **sign in to your account** from the [Grantee Portal Landing Page](#).

Your username is your email address.



Determine Eligibility

6) After you sign in to the Grantee Portal, navigate to the Clean Cars for All Information Page.

INFORMATION

- Grantee Portal
- Clean Cars for All**
- Charge! Program

PEOPLE (2)

- User Profile (2)

ORGANIZATIONS (3)

- Organization Profile (3)

APPLICATIONS (16)

- Draft Applications (3)
- Submitted Applications (4)
- Information Requested (1)
- Closed Applications (8)

GRANTS (1)

- Active
- Closed (1)

REPORTS (3)

- Reports Due (3)
- Submitted Reports (1)
- Information Requested (1)

Welcome to the Grantee Portal!

The 2021-2022 Clean Cars for All Program (open to residents only) is currently open and accepting applications for residents that live in zip codes impacted by higher levels of pollution. The program will remain open until funds are exhausted.

The Charge! Program (open to organizations only) is open and accepting applications until March 1, 2022 @ 5PM.

Learn more about the programs and how to apply by clicking the program tabs in the information section of the menu on the left.

The links under each category on the left side of the page represent your user or organization information at different stages in the application/grant cycle.

IMPORTANT: When making any edits to your application or report form, always click the [Save] button at the bottom right before navigating to other pages. Saving ensures you can return to the application and continue editing.

[INFORMATION](#)

7) Click the Apply to the Clean Cars for All Program button.

INFORMATION

- Grantee Portal
- Clean Cars for All
- Charge! Program

PEOPLE (1)

- User Profile (1)

ORGANIZATIONS

- Organization Profile

APPLICATIONS

- Draft Applications
- Submitted Applications
- Information Requested
- Closed Applications

GRANTS

- Active
- Closed

REPORTS

- Reports Due
- Submitted Reports

CLEAN CARS FOR ALL

Announcement: The 2021-2022 Clean Cars for All Program is currently open and accepting applications for residents that live in zip codes impacted by higher levels of pollution. The program will remain open until funds are exhausted. [Click here to view the program eligibility requirements.](#)

[Apply to the Clean Cars for All Program](#)

The Clean Cars for All Program offers incentives for low-income Bay Area residents to retire their 2005 or older, operational vehicle and replace it with a plug-in hybrid, battery electric, or fuel cell electric vehicle, or to get a PEX card for public transit.

Through this Portal, you can submit an application and complete the steps to apply for and manage your Clean Cars for All grant. After you are determined eligible for the program, the vehicle you are retiring will need to be taken into an authorized dismantler for a pre-inspection to verify vehicle eligibility. You will need to agree to the program's terms and conditions before receiving an award letter to use at a participating dealership. Your old vehicle will go through a final post-inspection and retired at the same authorized dismantler used for the initial pre-inspection.

For more information, visit our website at www.baaqmd.gov/cleancarsforall

If you need assistance, please contact a case manager at cleancars@gridalternatives.org or 855-256-3656.

Clean Cars for All Fluxx Application Guidance
Bay Area Air Quality Management District

8) Answer the five eligibility questions to determine if you are eligible to apply:

- Zip code of your current home address
- Model year of the vehicle you are looking to retire
- Whether the vehicle has been registered/operated in California the last two years
- Household size
- Annual household income

After reviewing your answers carefully, click the **Save** button. Then click the **Check Eligibility** button to submit.

If you need to provide comments regarding your eligibility, provide comments in the “Note for Check Eligibility” box that appears.

If you do not have any comments to provide, press the **OK** button.

The screenshot shows the 'Eligibility Questions' form. At the top is the logo for the Bay Area Air Quality Management District. The form contains five questions, each with a corresponding input field:

- 1. 'What is the ZIP code for your current home address?*' with a text input field.
- 2. 'What is the model year of the vehicle you would like to retire?*' with a dropdown menu.
- 3. 'Has the vehicle been registered or operated in California the last 2 years?*' with a dropdown menu.
- 4. 'How many people are in your household?*' with a dropdown menu.
- 5. 'What is your annual household income?*' with a text input field.

Below the questions is a note: 'Household is defined as IRS household, which includes you, your spouse and any dependents.' Another note states: 'If you file taxes, your income must match the adjusted gross income listed on your most recent Federal Tax Return. This information can be found on Line 11 of the 2020 Form 1040.'

At the bottom of the form, there is a paragraph: 'When all 5 questions are completed, click [Save] to calculate your Percent of Federal Poverty Level (FPL). Review your answers carefully before clicking [Check Eligibility] to submit. These buttons are located at the bottom right corner of your screen.'

At the bottom right of the form, there are two buttons: 'Cancel' and 'Save'. The 'Save' button is circled in red, and a red arrow points from it to the 'Check Eligibility' button in the next screenshot.

The screenshot shows a dialog box titled 'Note for Check Eligibility'. It has a close button (X) in the top right corner. Inside the dialog, there is a text input field with the following text: 'Provide any comments regarding your eligibility in this box (optional)'. At the bottom right of the dialog, there are two buttons: 'Cancel' and 'OK'. The 'OK' button is circled in red.

The screenshot shows a single button labeled 'Check Eligibility' with a green border.

Start Your Application

9) If you are eligible for the Clean Cars for All Program, you will gain access to the full application. Click the **Edit** button to **begin filling out your application**. Required fields are marked by an asterisk (*).


If you are ineligible, a message will appear noting why you do not qualify, and you will be unable to move forward with the application.

IMPORTANT: If you would like to finish the application another time, click the **Save** button in the bottom right corner of the page to save your responses. Click Edit in the top right corner to resume filling out the application later.

The screenshot shows the Bay Area Air Quality Management District application portal. The user is logged in as 'SAMPLE APPLICANT' with application ID 'R-2202-27394 - 2021-2022 Clean Cars for All'. The status is 'Application Draft'. A green banner states: 'You are eligible for the Clean Cars For All Program. Please click the "Edit" button in the top right corner to begin filling out your application.' A red arrow points to the 'Edit' button in the top right corner. A 'Table of Contents' section lists: Eligibility Questions, Grantee Information, Driver's License Information, Current Vehicle Information, Clean Transportation Option, Documents, and Application Certification. The 'Eligibility Questions' section is currently selected.

The screenshot shows the 'Eligibility Questions' form. A note at the top states: 'If the home address listed above is inaccurate, please contact a case manager at cleancars@gridalternatives.org to update your user profile under the "People" section in the Grantee Portal menu.' The form contains the following questions with dropdown menus: 'Which best describes your living situation?*', 'How long have you lived at this address?*', 'Do you own your own home?*', 'Did you file taxes last year?*', 'How did you file taxes last year?*', and 'Have you or anyone in your household ever received a grant from the Bay Area's Clean Cars for All Program?'. At the bottom right, there are 'Cancel' and 'Save' buttons, with a red arrow pointing to the 'Save' button.

10) The “Table of Contents” at the top of the application contain links that can be clicked to move directly to a particular section of the application. For example, you can click “Grantee Information” to skip down to this section and begin filling out the required fields.

 **BAY AREA AIR QUALITY
MANAGEMENT DISTRICT**

Please fill out the application below. Required fields are marked by an asterisk.
After you start the application, you can come back and finish later by clicking the [Save] button.
The portal does not auto-save.

▼ Table of Contents

- [Eligibility Questions](#)
- [Grantee Information](#)
- [Driver's License Information](#)
- [Current Vehicle Information](#)
- [Clean Transportation Option](#)
- [Documents](#)
- [Application Certification](#)

Clean Cars for All Fluxx Application Guidance
 Bay Area Air Quality Management District

11) In the Grantee Information section.
 Provide the following:

- Your living situation
- How long you have lived at the address listed under “Home Address”.
- Whether you own your home
- Whether you filed taxes last year
- How you filed taxes last year
- Previous participation in Clean Cars for All
- Previous participation in another vehicle replacement program
- Whether someone is helping you fill out the application. If yes, provide their information:
 - First name
 - Last name
 - Email
 - Their relationship to you

Which best describes your living situation?

How long have you lived at this address?*

Do you own your own home?*

Did you file taxes last year?*

How did you file taxes last year?*

Have you or anyone in your household ever received a grant from the Bay Area's Clean Cars for All Program?

Grants are limited to one person per household for the lifetime of the program. Household is defined by your tax return (yourself, plus any spouse and/or dependents).

Have you received a grant from another vehicle replacement program in the state of California including Clean Vehicle Assistance Program, Drive Clean Assistance Program, Drive Clean in the San Joaquin, Replace Your Ride, or Clean Cars 4 All (Sacramento)?

Is someone helping you fill out this application? Yes

Please provide the contact information for the person helping you fill out this application

First Name*

Last Name*

Email*


Relationship to Applicant*


12) Scroll down to the Driver's License Information section.
 Provide the following:

- California Driver's License Number
- Issue Date
- Expiration Date

Driver's License Information

California Driver's License Number*

Issue Date* 

Expiration Date* 

Clean Cars for All Fluxx Application Guidance
Bay Area Air Quality Management District

13) Scroll down to the Current Vehicle Information section.

Provide the following:

- Model year
- Make
- Model
- Trim (optional)
- Vehicle Identification Number
- California License Plate Number
- Registration Status
- Odometer Reading
- Name(s) on Certificate of Title
- How long your vehicle has been registered in your name

Current Vehicle Information

The following vehicles are not eligible to participate in the Clean Cars for All Program:

- Dismantled or salvaged vehicles that have not been reregistered
- Registered to a non-profit or business
- Operated by a public agency or fleet licensed
- Undergoing a transfer of ownership

Model Year*

Make*

Model*

Trim (e.g. S, LE, GT)

Vehicle Identification Number*

California License Plate Number*

Registration Status*

Odometer Reading*

Certificate of Title

The Certificate of Title must be in the applicant's name at the time of application submission. Please note, any vehicle owner or joint owner of a vehicle retired under this program may only receive one incentive. Only one incentive amount will be issued to each eligible IRS household for the lifetime of the program.

Name(s) on Certificate of Title

How long has your vehicle's Certificate of Title been registered in your name?

14) Scroll down to the Clean Transportation Option section.

If you are unfamiliar with the vehicle options offered through the program, view the information on car types by right-clicking, **“Click here for more information on different car types”** and opening the link in a new tab.

Review the table listing the clean transportation options and grants available for each option.

Select your clean transportation option from the drop-down menu.

Clean Transportation Option

[Click here for more information on different car types](#) (right click and open link in new tab to avoid loading web page in current tab)

What clean transportation option are you choosing?*

Federal Poverty Level (FPL)	Hybrid Electric Vehicle 35+ MPG (Combined)	Plug-In Hybrid Electric Vehicle	Battery Electric Vehicle	Fuel Cell Electric Vehicle	Mobility Option
0% - 225%	\$7,000	\$9,500*	\$9,500*	\$9,500	\$7,500**
226% - 300%	\$5,000	\$7,500*	\$7,500*	\$7,500	\$7,500**
301% - 400%	Not Available	\$5,500*	\$5,500*	\$5,500	\$7,500**

*A \$2,000 rebate is available for a home charging station. Grantees are required to submit an estimate for approval before installing the charger and requesting reimbursement.

**Mobility Option is a PEX transit card for Clipper Card and electric bicycles. Future options include bike sharing and car sharing.

Clean Transportation Option

[Click here for more information on different car types](#) (right click and open link in new tab to avoid loading web page in current tab)

What clean transportation option are you choosing?*

- Hybrid vehicle 35+ MPG
- Plug-in hybrid electric vehicle
- Battery electric vehicle
- Fuel cell electric vehicle
- Mobility Option

Clean Cars for All Fluxx Application Guidance
Bay Area Air Quality Management District

15) Click the **Save** button in the bottom right corner to **calculate the funding award you are eligible for**.

Click the **Edit** button in the top right corner and then click "**Clean Transportation Option**" in the Table of Contents at the beginning of the application to skip down to this section and resume filling out your application.

Funding Award Calculator:

- 1) Click [Save] in the bottom right corner to calculate the funding award you are eligible for.
- 2) Click [Edit] in the top right corner again to continue editing your application.
- 3) Click "Clean Transportation Option" in the Table of Contents at the beginning of the application to quickly return to this section.

Will you require a loan for your clean vehicle purchase?

How did you hear about this program?

Do you have any comments or questions?

Cancel Save

[Edit](#)

BAY AREA AIR QUALITY MANAGEMENT DISTRICT

SAMPLE APPLICANT

R-2202-27394 - 2021-2022 Clean Cars for All

Status **Application Draft**

You are eligible for the Clean Cars For All Program.
Please click the "Edit" button in the top right corner to begin filling out your application.

▼ Table of Contents

- Eligibility Questions
- Grantee Information
- Driver's License Information
- Current Vehicle Information
- Clean Transportation Option** ←
- Documents
- Application Certification

16) The funding award calculator will now show the award you are eligible for.

Provide the following:

- Whether you will require a loan
- How you heard about this program
- Any comments or questions (optional)

Funding Award Calculator: \$9,500

- 1) Click [Save] in the bottom right corner to calculate the funding award you are eligible for.
- 2) Click [Edit] in the top right corner again to continue editing your application.
- 3) Click "Clean Transportation Option" in the Table of Contents at the beginning of the application to quickly return to this section.

Will you require a loan for your clean vehicle purchase?*

How did you hear about this program? *

Do you have any comments or questions?

17) Move to the **Documents** section to provide required documents.

Click the link to download and view the Documents Guide for a complete list of acceptable documents for each category.

Click the (+) button to the right of each document type to begin uploading your documents. In the "Upload files" box, click the **Add files** button and select your files. If you have more than one file to upload for one document type, add all files before clicking the **Start upload** button. Wait for the status to reach 100% before closing the window.

▼ Documents

IMPORTANT: [Click here to view our Document Guide for a complete list of acceptable documents for each category.](#)

Applications submitted with incorrect documentation may be rejected or undergo increased review processing times. Only clear and legible documents will be accepted.

Click the (+) button to the right of each document type to begin uploading your documents. If you have more than one file to upload for one document type, add all files before clicking the [Start upload] button.

Form W-9
This form should have your current address. [Click here to download the PDF form.](#)

Form W-9 (+)

Upload files

Select or drag files then start upload

Filename	Size	Status
Drag files here.		


Add files Start upload

Clean Cars for All Fluxx Application Guidance
Bay Area Air Quality Management District

Successfully uploaded files will appear in the Uploaded Documents box.

- Income Verification
- Form 4506-C
- DMV Vehicle Registration
- California Driver License
- Certificate of Title
- Proof of Operability
- Proof of Residency

Uploaded Documents

 **IRS Form W9.pdf**
Form W-9
Added by Deanna Yee at 11:50 AM on February 14, 2022

18) After uploading all your documents, scroll down to the **Application Certification** section. Read the program Terms and Conditions by right-clicking on **“Clean Cars for All Program Terms & Conditions”** and opening the link in a new tab.

Check the box agreeing to the terms, provide your full name under “Applicant Name” and select today’s date.

Review your application for completeness before clicking the **Save** button. When you are ready to submit, click the **Submit Application** button in the bottom right corner.

Application Certification

[Clean Cars for All Program Terms & Conditions \(click to view sample\)](#)

This application is for evaluation purposes only and does not guarantee project funding.

By submitting this application, I agree to the below statements and certify that to the best of my knowledge, the information and documents submitted in furtherance of this application is true and accurate. Also, I understand that any misstatements or omissions of material facts may disqualify this application and any monies awarded based on it.

Should I fail to meet any of the Program Terms & Conditions, the award may be cancelled and forfeited; this potentially would require reimbursement of a pro-rated amount of the award.

My signature below gives express written consent to the Bay Area Air Quality Management District and/or its agents or designees to capture, use, study, report, and disclose information provided in this application and any related vehicle emissions data to other third parties as allowable under applicable federal, state, and/or local laws or regulations.

I have read, understood, and agree to comply with the Clean Cars for All Program Terms & Conditions.*

Applicant Name*

Date*

When you have finished filling out the application, click the [Save] button. Please review your answers before clicking [Submit].

Cancel

View Your Submitted Application

19) You will receive an automated email confirming your application has been received. You can view a copy of your application in the **Submitted Applications** tab in the Grantee Portal menu.

Clean Cars for All staff will review your application and if additional information is needed, staff will contact you via email. You will have 14 days to provide the requested information or your application may be cancelled.

If your application is approved and you meet the initial qualifications of the program, you will receive an email with next steps and move onto the Pre-inspection phase to verify your vehicle's eligibility.

The screenshot displays the Bay Area Air Quality Management District Grantee Portal. On the left is a navigation menu with categories: INFORMATION (Grantee Portal, Clean Cars for All Charge! Program), PEOPLE (1) (User Profile (1)), ORGANIZATIONS (Organization Profile), APPLICATIONS (3) (Draft Applications (1), Submitted Applications (1), Information Requested, Closed Applications (1)), and GRANTS (Active, Closed). A red arrow points to the 'Submitted Applications (1)' link. The main content area shows a search bar, a header for 'SAMPLE APPLICANT R-2202-27394 Status: Pending Review', and a 'Documents' section. Below that is a 'Table of Contents' with links for Eligibility Questions, Grantee Information, Driver's License Information, Current Vehicle Information, Clean Transportation Option Documents, Application Status, and Application Certification.